

SOCIAL

IM Employment Grant (IMEG)
2019 - 2022
Successful in reducing the talent gap among youth

2,900 job opportunities created
70% are for skilled labours



Village Enhancement & Empowerment Programme
2014 - 2022

10%-12% average income increased
>500 cooperative members and villagers benefitted



IM Urban Farming (IMURFARM)
2017 - 2022

RM1,200 1st Edition
RM1,800 2nd Edition
average monthly revenue



IM Youth Entrepreneur Scheme (IMYES)
2021 - 2022

90% number of participants (60 youths) have started online and physical businesses



IM Community Capacity Building
2020 - 2022

1,148 beneficiaries enhanced capacity in knowledge enrichment, information exposure, skills and competencies improvement



IM Makmur
2018 - 2022

2,964 household members benefitted
36.7% average income increased
68 new entrepreneurs registered with SSM



Youth to Biz (Y2B)
2018 - 2022

33% average sales increased
86 pax Total job opportunities created



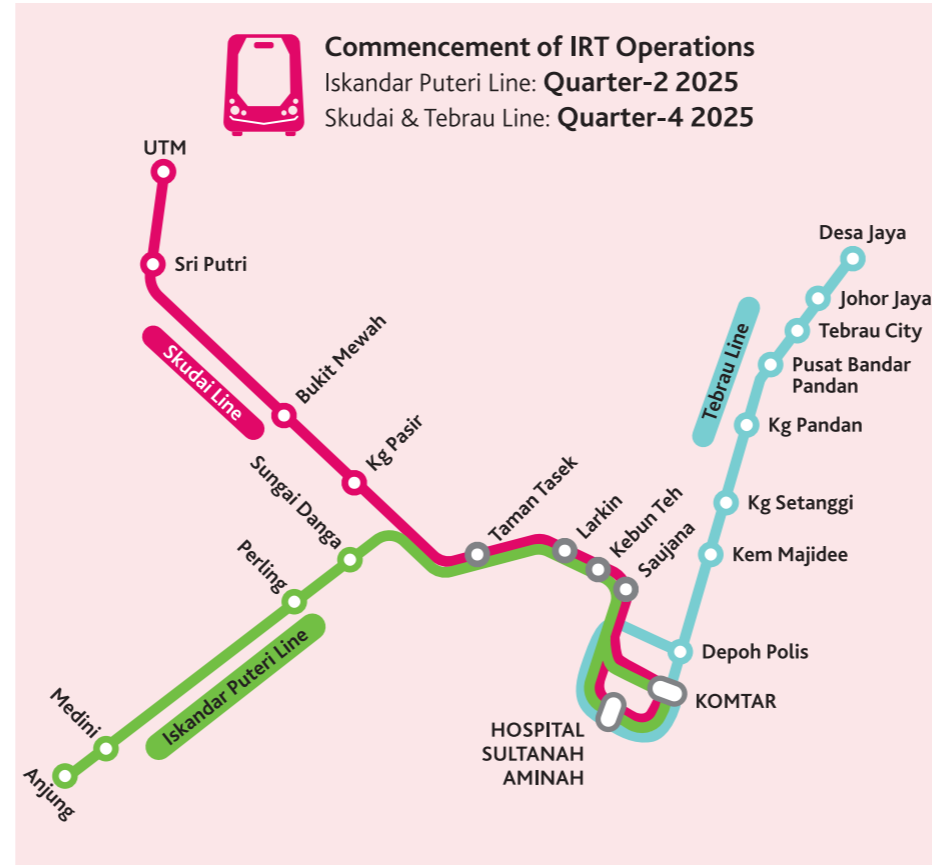
IM Business Upskilling For Youth (IMSKILL)
2021 - 2022

70% out of 112 participants secured jobs and started their own businesses



CONNECTIVITY

ISKANDAR RAPID TRANSIT (IRT)



Extensive Coverage
Over 2,000 km public transport services

Seamless Integration
Senai International Airport, Larkin Sentral, RTS, Gemas - JB Electrified Double Tracking & ferry terminal

90% Coverage
of public transport in Iskandar Malaysia

3 Trunk Lines
47 Direct Lines
42 Feeder Lines

Bus Size & Capacity
6m for 20 pax
8 - 12m for 30 - 65 pax
18 - 32m for 150 - 250 pax

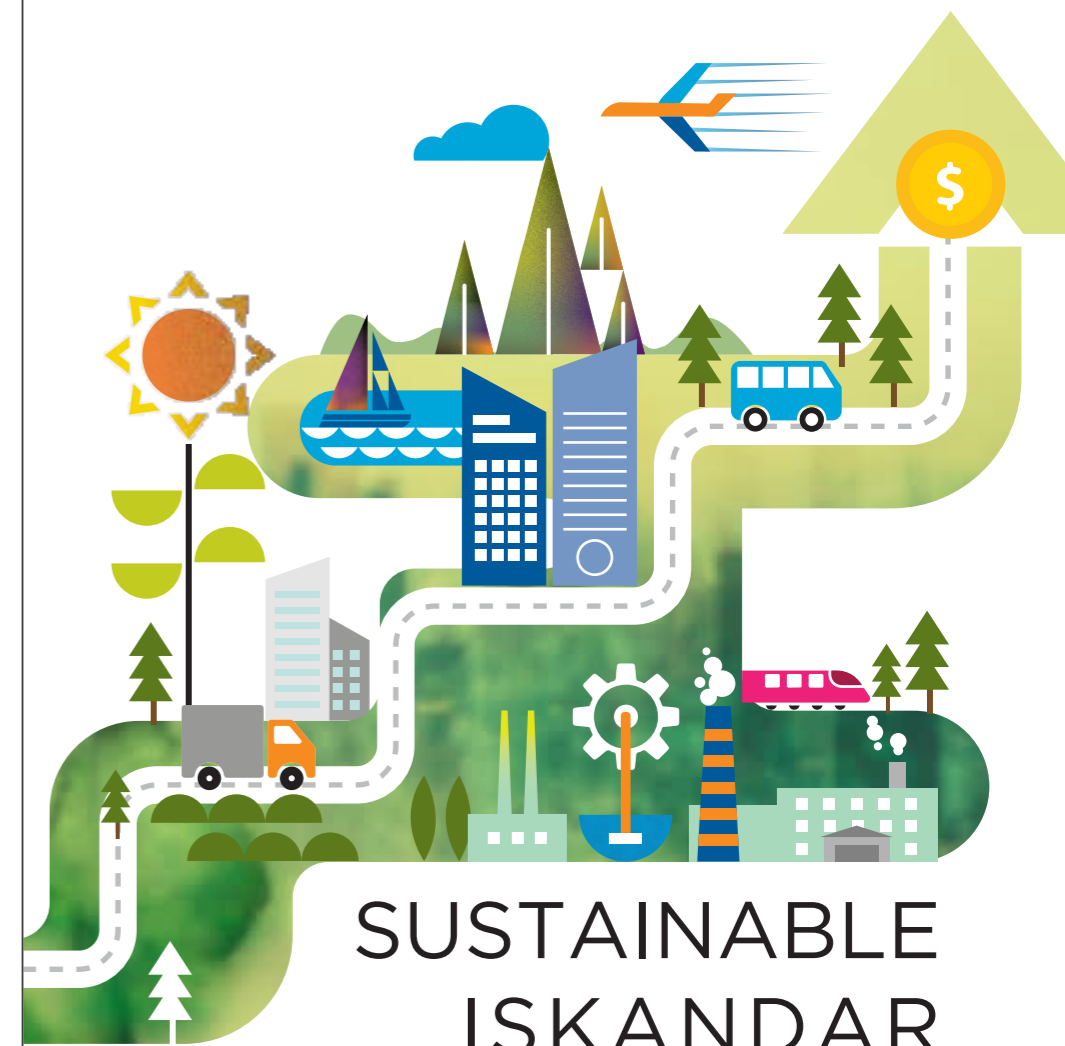
Green Efforts
Adoption of Solar Energy & Rainwater Harvesting at IRT Stations and Usage of e-buses

22 Stations
(3 Hubs included)

Frequency
10 - 30 minutes during peak-hour

ISKANDAR MALAYSIA

Report Card 2023



SUSTAINABLE ISKANDAR MALAYSIA



Iskandar Regional Development Authority (IRDA)
#G-01, Block 8, Danga Bay, Jalan Skudai,
80200 Johor Bahru, Johor, Malaysia.
Tel: +607 233 3000 | Fax: +607 233 3001
www.irda.com.my




ECONOMIC

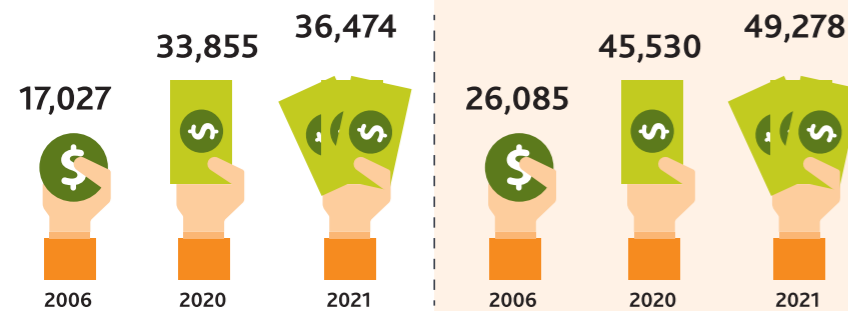
JOHOR

ISKANDAR MALAYSIA


GDP (RM mil)



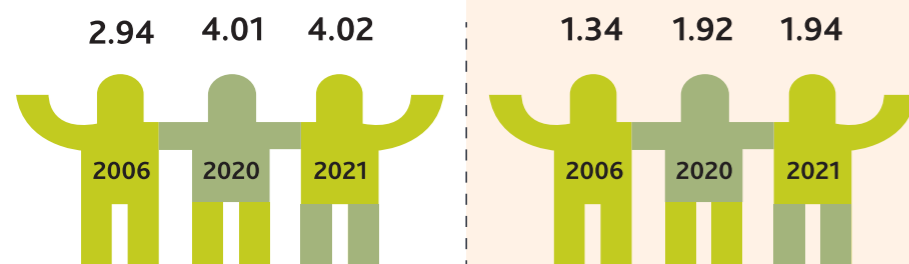
GDP per Capita (RM)



GDP Composition by Economic Sector (2021)



Population (mil)




Population by Flagship in Iskandar Malaysia ('000)


Year	Johor Bahru City Centre	Iskandar Puteri	Western Gate Development	Eastern Gate Development	Senai-Skudai
2019	524.8	447.2	54.8	604.7	292.3
2020	526.2	448.3	54.9	606.3	293.1
2021	527.4	443.8	64.3	608.8	294.7

INVESTMENT


Cumulative Recorded Investment 2006 - 2022



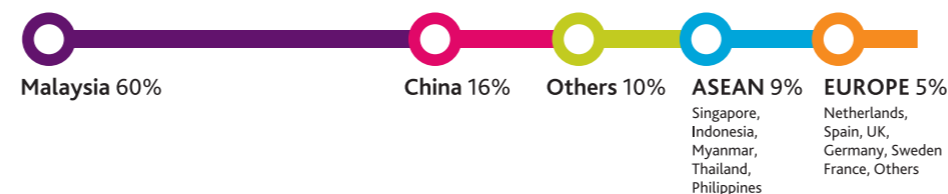
Cumulative Recorded Investment by Sector 2006 - 2022 (RM bil)



Top 10 Foreign Investment in Iskandar Malaysia 2006 - 2022 (RM bil)



Source of Investment



ENVIRONMENT

CDP Cities A List 2022

Iskandar Malaysia scored 'A' the Third Time!

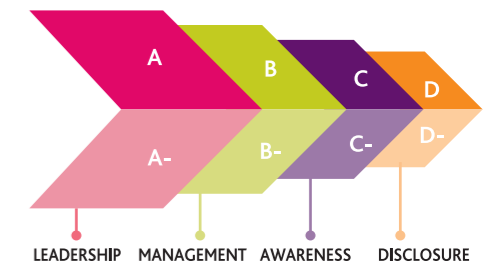
Iskandar Malaysia has been recognised as one of the 122 cities globally in the latest 2022 CDP Cities A List for its leadership and transparency on climate action.



CDP A List Criteria


- A city must have disclosed its data publicly
- Produce a city-wide emissions inventory
- Set an emissions reduction target
- Published a climate action plan and completed a vulnerability assessment to understand its climate hazards and their impact

How cities are scored?



Low Carbon Society (LCS)

Low Carbon Society Blueprint for Iskandar Malaysia 2030 Climate Action Plan



Climate Mitigation Target
Reducing the intensity of GHG emission by up to **70%** by 2030 compared to the 2010 level



Climate Adaptation Goal
To develop cities and society that are resilient towards climate change

Green Accord Initiative Award (GAIA)

An estimation of a total of **22,657** tonnes kg of carbon dioxide has been avoided (or equivalent to 580,951 trees planted) from the GAIA initiative since 2016. The GAIA recognises and honours outstanding business organisations that have adopted green and sustainable approaches in their project planning, design, retrofitting and implementation.



Green Community Carbon Reduction Program (GCCRP)

Promoting awareness and embracing low carbon lifestyles among Iskandar Malaysia's community.

**Data collected from the program held throughout the 2022 GCCRP*



109,006.35 kg Waste recycled



268,133.02 kgCO₂ Carbon emission reduced

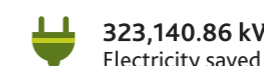


3,000 Outreach Programs

Iskandar Malaysia Ecolife Challenge (IMELC)



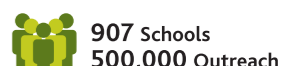
IMELC aims to educate and encourage the community to lead a low carbon lifestyle by saving water, electricity and practicing the 3R (Reduce, Reuse, and Recycle) approach.



323,140.86 kWh Electricity saved



90,784.64 m³ Water saved



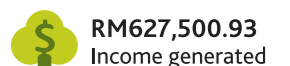
907 Schools
500,000 Outreach



351,015.65 kg Waste recycled



1,271,132.23 kgCO₂ Carbon emission reduced



RM627,500.93 Income generated